



BASICDIM WIRELESS

STATE-OF-THE-ART LIGHTING CONTROLS DON'T NEED CABLES



A SLIMLINE SYSTEM WITH NO CABLES TO GET IN THE WAY

Luminaire and app. No extra cables. No additional control components. The basicDIM Wireless lighting controls for individual rooms adapt effortlessly, whatever the situation – whether in a new building or an existing space, for additional luminaires or a lighting conversion. Even sensors and wall switches can be integrated easily and wirelessly.

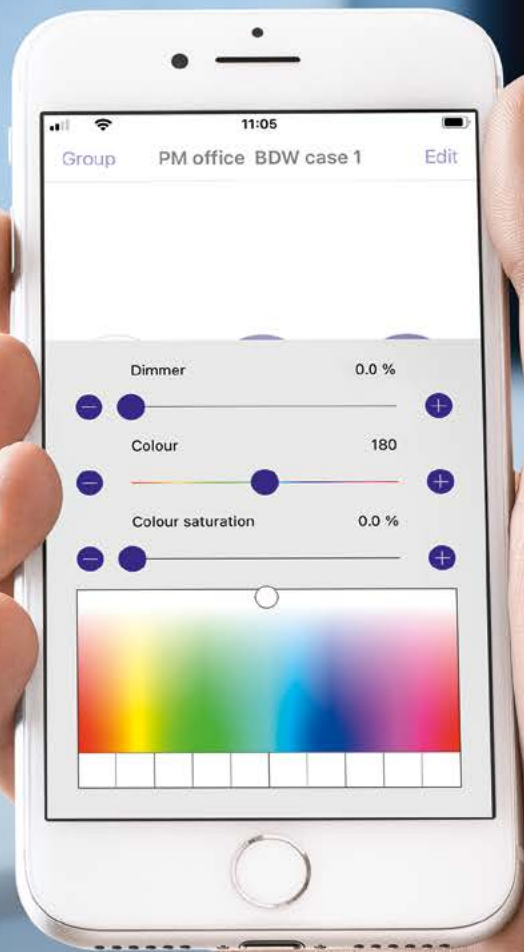


4remote BT app



basicDIM Wireless luminaire

Optional: wall switches, sensors, gateway



HELPFUL

The basicDIM Wireless system is not only streamlined, it's also very easy to operate, thanks to the 4remote BT app. With its user-friendly interface, the app enables intuitive control of the light and includes all commissioning functions. The technical experts in our commissioning service team are available at any time.

THE APP

The 4remote BT app from member of the Zumtobel Group and components and systems experts Tridonic can be used with any smartphone, tablet or smartwatch operating system. It requires no prior technical knowledge and enables intuitive handling.



THE TECHNOLOGY

basicDIM Wireless uses Casambi's well-established lighting control solution, which combines advanced, energy-saving Bluetooth® Low Energy technology with a mesh network in which the system intelligence is replicated at every node. This means it is free of weak points and operates autonomously.





FEATURE-RICH

Streamlined does not mean scaled down. For all its simplicity, basicDIM Wireless offers an impressive range of features and functions that meet many requirements and needs, from manual switching on and off to time, presence and light-dependent lighting controls, and, for improved practicality, all from a single app.

Operation

Adjust brightness

Control scenes

Select colour temperature according to personal preference

Automatically adjust colour temperature to the human body clock

Control luminaires via a timer, whereby the system recognises and takes into account sunrise and sunset

Commissioning


Group luminaires

Create scenes

Integrate presence and daylight sensors

Visualise your own system in photos using the gallery function

Simplify network and security management via rights assignment



Desk work



Meetings



After work



VERSATILE

From offices and education to retail, art and culture, as well as industry and logistics – basicDIM Wireless is at home wherever state-of-the-art lighting without complex wiring is required. To this end, Zumtobel offers a wide range of luminaires that are equipped ex works with an integrated basicDIM Wireless module, as well as the relevant system accessories, including wall switches, gateways and sensors.



Dove Store, Hamburg | DE



Luce e Gas

INFLUENTIAL

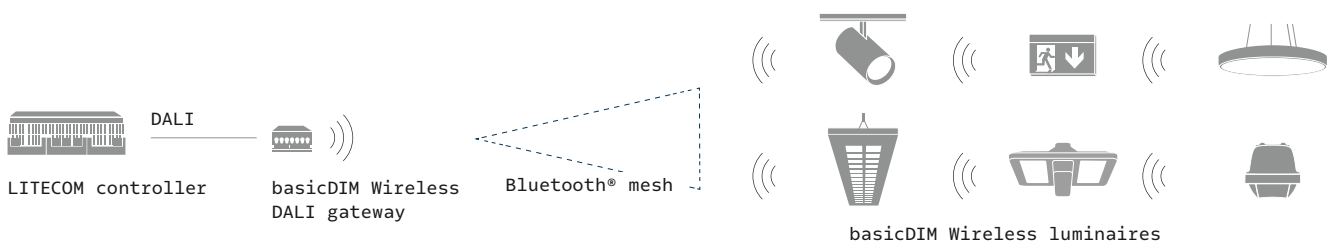
The new gateway closes the gap between DALI and basicDIM Wireless, allowing wirelessly connected luminaires to be integrated into the DALI-based LITECOM lighting management system. This brings with it new possibilities and functionalities, for safety lighting, for example.

BASICDIM WIRELESS DALI GATEWAY

With the help of the gateway, basicDIM Wireless luminaires can be used efficiently via LITECOM. The combination is particularly suitable for larger applications where luminaires can only be wired with a lot of effort or not at all.

SAFETY LIGHTING

The connection to LITECOM makes it possible to control up to 64 luminaires via basicDIM Wireless, including single-battery safety luminaires that can be centrally monitored via LITECOM.





CONNECTING

basicDIM Wireless enables versatile interaction with luminaires and sensors as well as an unlimited number of pre-defined lighting scenes.

NETWORK

Maximum number of wireless nodes per network	250 wireless nodes (firmware: EVOLUTION)
Several networks in one building	Parallel operation possible
Maximum number of sensors per scene	30 sensors
Maximum number of scenes	No limit
Coverage	Up to 15 m with a clear, unobstructed line of sight

COMBINATION OF LITECOM AND DALI GATEWAY

Number of luminaires per DALI gateway (addressed individually)	Up to 64 luminaires
Luminaire types	BC Bluetooth® Wireless luminaires (DALI) and safety luminaires
Sensor integration	Via DALI gateway (max. 80 DALI-2 instances per gateway)
Manual operation in the wireless field	EnOcean BLE momentary-action switch

4REMOTE BT APP



BASICDIM WIRELESS LUMINAIRES



BASICDIM WIRELESS LIGHTING CONTROLS




Product	4remote BT app	basicDIM Wireless luminaires	basicDIM Wireless wireless module
Function	App for operation and commissioning	Luminaires with integrated wireless module	Individual wireless module
Details	For Apple iOS and Android Free of charge	Identified in the product name by the suffix "BC"	Different luminaire profiles can be uploaded



**BASICDIM WIRELESS
WALL SWITCH**

**BASICDIM WIRELESS
SENSOR**

**BASICDIM WIRELESS
DALI GATEWAY**



User interface

Sensor

DALI gateway

Freely configurable
wall-mounted control unit

Motion and light sensor

Interface to
DALI control unit

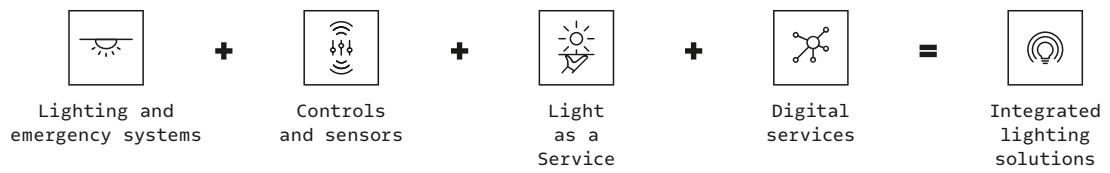
Four scene keys, two of
which are dimming keys
for intensity and colour
temperature respectively
Colour: black or white

For heights of 2
to 4 metres
Can be surface-mounted or
recessed in ceilings

Control via external
DALI controller



T H E L I G H T



zumtobel.com/contact