



Flameproof enclosures BARTEC C or EJC series are designed to be installed in industrial plants, where potential hazardous atmospheres occur. These areas are either classified as zone 1 and 2 or as zone 21 and 22. These enclosures are designed to contain regular industrial electrical components or equipment on the mounting plate like fuses, transformers, circuit breakers, relays, PLC etc. and to be fully integrated in the hazardous area as control- or distribution panel.

Depending on the installed components; observe the specifications on the type label.


According to EN-IEC 60079-0,-1

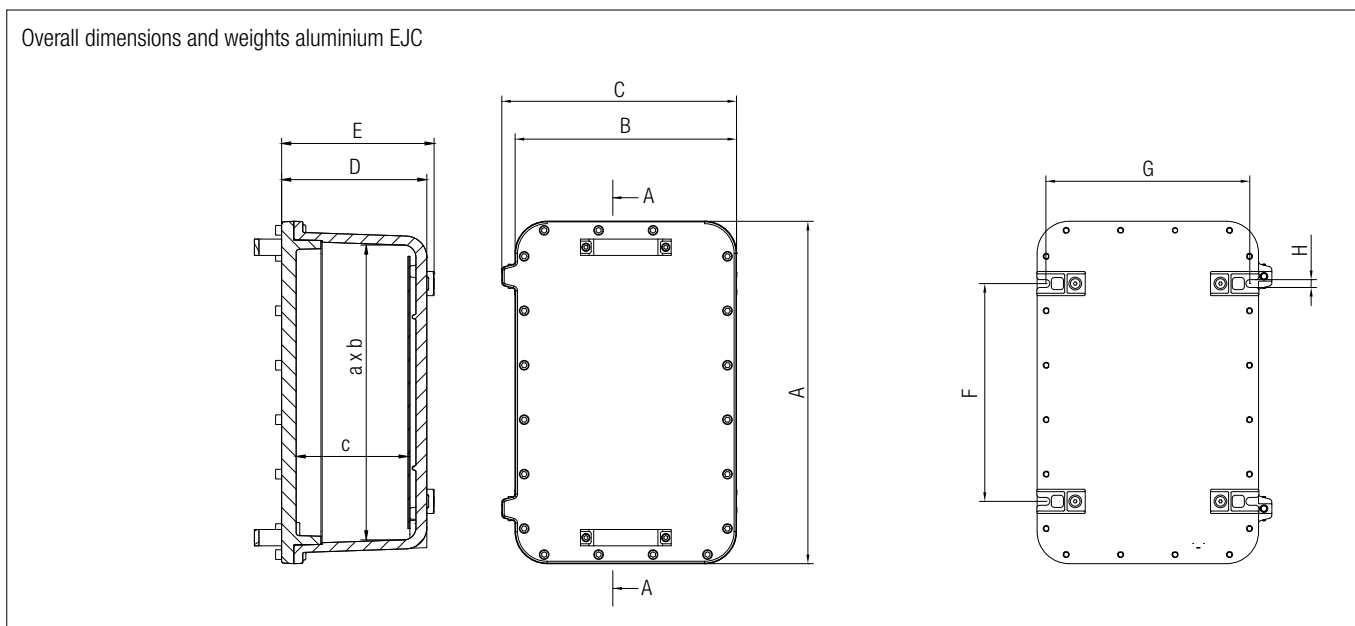
**Explosion protection**

Marking ATEX	II 2G Ex d IIC T6..T3 Gb II 2D Ex tb IIIC T85°C..T150°C Db
Certification	DEKRA 13 ATEX 0209
Marking IECEx	Ex II 2G Ex d IIC T6..T3 Gb Ex II 2D Ex tb IIIC T85°C..T150°C Db
Certification	IECEX DEK 13.0075
Other approvals and certificates, see <a href="http://www.bartec.de">www.bartec.de</a>	
Ambient temperature	Depending on the installed parts; observe specifications on the type label.  -20 °C to +40 °C standard -40 °C to +55 °C optional -55 °C to +80 °C maximum for some applications
Approved for zones	1, 2 and 21, 22

**Technical data**

Protection class (acc. to IEC 60529)	max. IP 66
Enclosure material	Copper free aluminium alloy (< 0,1% copper)
Surface treatment	External painted RAL 9006 (standard)  Internal anti-condense painting RAL 2004 (optional)
Earthing an bonding	Internal and external earth bolt (M6)
Enclosure lid	Bolts in stainless steel SS304
Mountingplate	Galvanized steel
Mounting brackets	Black epoxy painted aluminium
Hinges	Casted on long side
Windows	Windows available in the cover of the enclosure according to below table
Enclosure design	International patent n° PTC/EP2010/054076





**Selection chart**

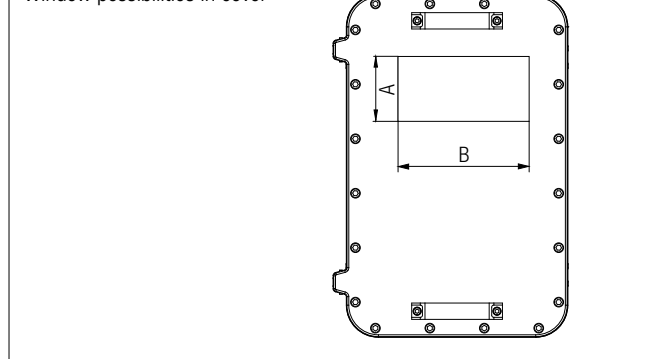
Name	Dimensions (mm)							Kg	Mountingplate (mm)		
	B	A	C	b	a	c	G				
EJC21ACMXA0A0B	285	245	179	220	180	119	245	160	13	15	140 x 180 x 2
EJC30ACMXA0A0B	315	415	176	251	351	125	295	294	13	22	220 x 320 x 2
EJC31ACMXA0A0B	315	415	257	251	351	206	295	294	13	23	220 x 320 x 2
EJC51ACMXA0A0B	366	566	268	500	300	207	335	360	13	40	260 x 460 x 3
EJC63ACMXA0A0B	470	670	247	402	602	180	438	500	13	53	340 x 540 x 3
EJC61ACMXA0A0B	470	670	372	402	602	307	438	500	13	62	340 x 540 x 3

**Selection chart**

Window code	Dimensions (mm)						A	B
	EJC21	EJC30	EJC31	EJC51	EJC61	EJC63		
FR1ST	√	√	√	√	√	√	48	48
FR2ST	√	√	√	√	√	√	48	96
FR3ST	√	√	√	√	√	√	48	150
FR4ST	√	√	√	√	√	√	48	200
F1ST	√	√	√	√	√	√	60	60
F2ST	√	√	√	√	√	√	75	75
F3ST	√	√	√	√	√	√	75	110
F4ST	√	√	√	√	√	√	75	150
F5ST	√	√	√	√	√	√	150	150
F6ST				√	√	√	300	75
F7ST				√	√	√	300	150
F8ST					√	√	300	300
F9ST					√	√	450	300
FR1ST *	√						48	48
F1ST *	√						60	60

Technical data subject to change without notice.

Window possibilities in cover



**Window simbology**

FR1ST up to FR4ST    Reduced window  
 F1ST up to F9ST    Standard window  
 F8 and F9            Standard window with fixing frame  
 It's possible to have other kind of window sizes (not standard) when keeping maximum size as above as restriction