


Installation: hazardous areas - Zone 1 / 2 (Gases) - Zone 21 / 22 (Dusts)

Classification: Group II - Category 2G 2D

REFERENCE STANDARDS
Directive 2014/34/EU

EXECUTION	☉ Ex db IIC T6/T5/T4 Gb ☉ Ex tb IIIC T85/100/135°C Db
RULES OF COMPLIANCE	EN/IEC 60079-0; EN/IEC 60079-1; EN/IEC 60079-31
EC Type-Examination Certificate	INERIS 01 ATEX 0054X
PROTECTION DEGREE	IP66
AMBIENT TEMPERATURE	-60°C ÷ +60°C EVAC201L-... models -40°C ÷ +60°C EVAC501L-... models
OTHER AVAILABLE CERTIFICATES	IECEx: IECEx INE 13.0075X INMETRO: CEPEL 14.2311X EAC: TC RU C-IT.BH02.B.00602 RINA: ELE18111CS_015 RUSSIAN MARINE CERTIFICATE (RMRS): 19.02519.280

Mechanical characteristics

Body	marine grade copper free aluminium (control gear & lamp body)
Diffuser	high-temperature resistant borosilicate glass
Painting	external epoxy powders grey RAL-9006 colour
Screws	external stainless steel
Gaskets	silicon rubber
Cable entry	2 threaded holes dia. 3/4" NPT (EVAC...L-...) 1 threaded hole dia. 1" NPT (EVAC...LP-...)

Electrical characteristics

Power supply	100-277 Vac driver 50/60 Hz (all EVAC..L- models) 127-250 Vdc driver (EVAC..L-C2.. C4.. models only) 127-277 Vdc driver (EVAC..L-C3.. model only) 220-240 Vac driver 50/60 Hz (EVAC..LPE- model only)
Input surge protection	DM 4kV, CM 6kV (EVAC201L.. models) DM 6kV, CM 10kV (EVAC501L-C3.. / EVAC501LP-C3..) DM 4kV, CM 4kV (EVAC501L-C4.. model only)
Dimmeration device	0-10V (EVAC201L-C2.. / EVAC501LP-C2..) 1-5V / 1-10V / 10V / PWM/3 (EVAC501L-C3.. / EVAC501LP-C3..) 0-10V / PWM (EVAC501L-C4..)
Lamp source	COB - LUMILEDS CRI 70, CCT 5700K. Lifetime: > 55.000 hours L80B20 @ta60
Internal wiring	high-temperature resistant silicon rubber insulation cables
Terminals	spring type suitable up to 4 sq/mm cables loop-in / loop-out connections provided
Optic	symmetrical beam vertex at 120deg approx
Emergency unit	emergency unit composed of inverter charger and Ni-Cd battery pack 4Ah 3,6V autonomy 180min. LED power-on indicating lamp provided - (inverter) 220-240V 50/60Hz


On Request Accessories:

- External painting colour on request
- Threaded cable entry different than standard

Technical data

CODE	NOM. POWER COB LED	TEMPERATURE CLASS (GAS)	TEMPERATURE CLASS (DUSTS)	NUMBER OF LED	ACTUAL OUTPUT (lm)	EFFIC. [lm/W]	TOTAL POWER	CABLE ENTRY SIZE
LED LIGHTING FIXTURES - POWER SUPPLY 100 ÷ 277 VAC 50/60 HZ								
EVAC201LP-C1760	24W	T5 / T4	T 85°C / T 105°C	1	3570	132.30	27W	1 x 1"
EVAC201L-C1760								2 x 3/4"
EVAC201LP-C2760	36W	T5 / T4	T 85°C / T 105°C	1	5250	128.10	41W	1 x 1"
EVAC201L-C2760								2 x 3/4"
LED LIGHTING FIXTURES - POWER SUPPLY 100 ÷ 277 VAC 50/60 HZ								
EVAC501LP-C3760	60W	T6 / T5	T 95°C	1	7505	114.00	66W	1 x 1"
EVAC501L-C3760								2 x 3/4"
EVAC501L-C4760	88W	T6 / T5	T 95°C	1	11580	125.00	93W	2 x 3/4"

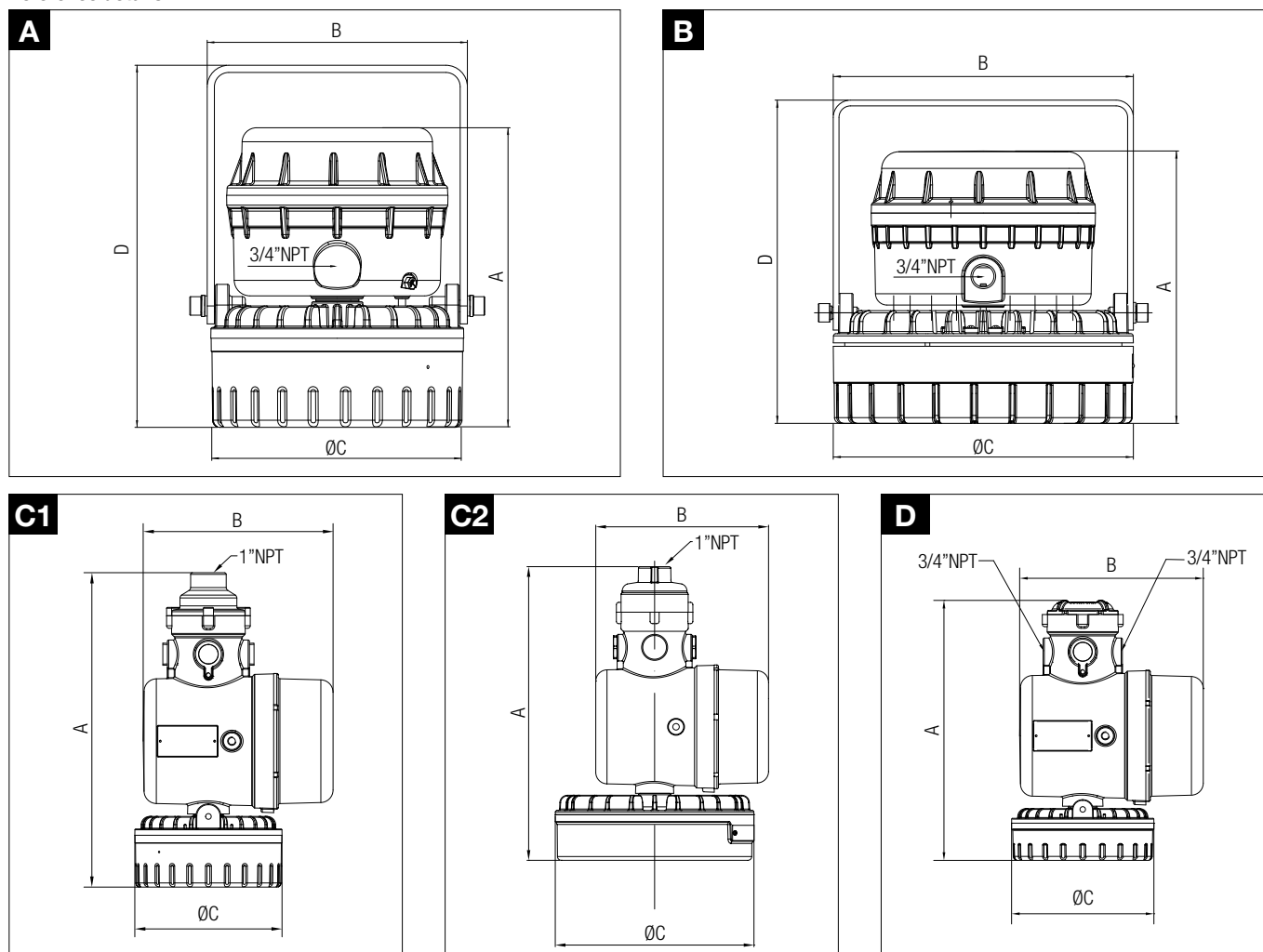
Note: LED lens lamp included along with lighting fixtures

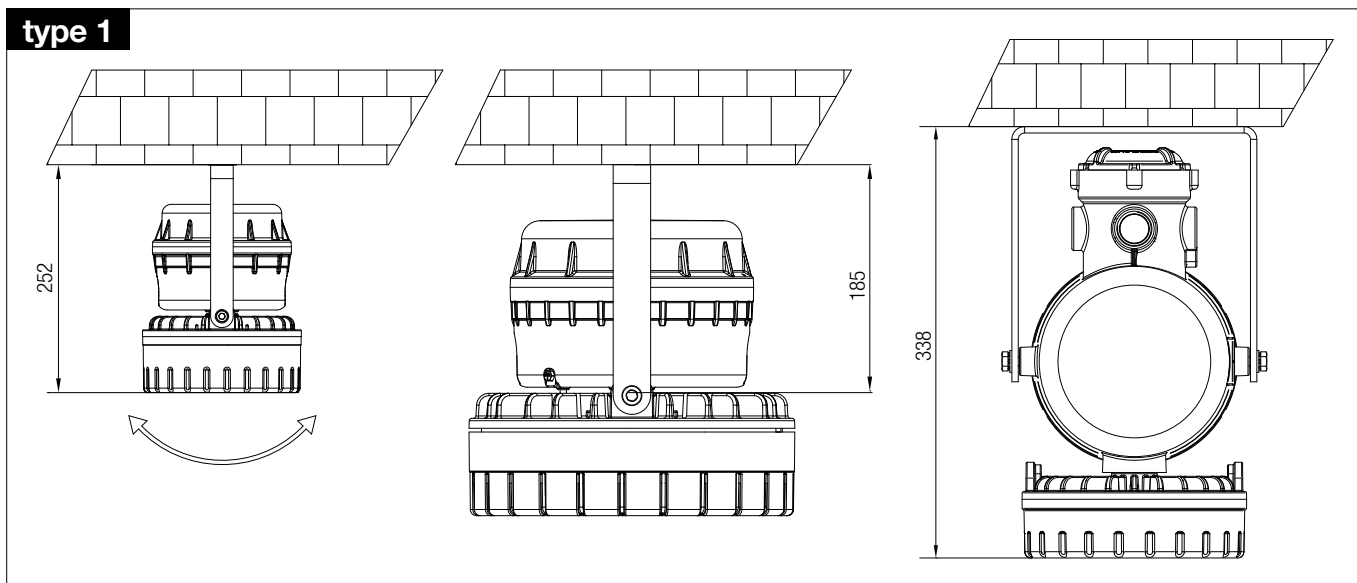
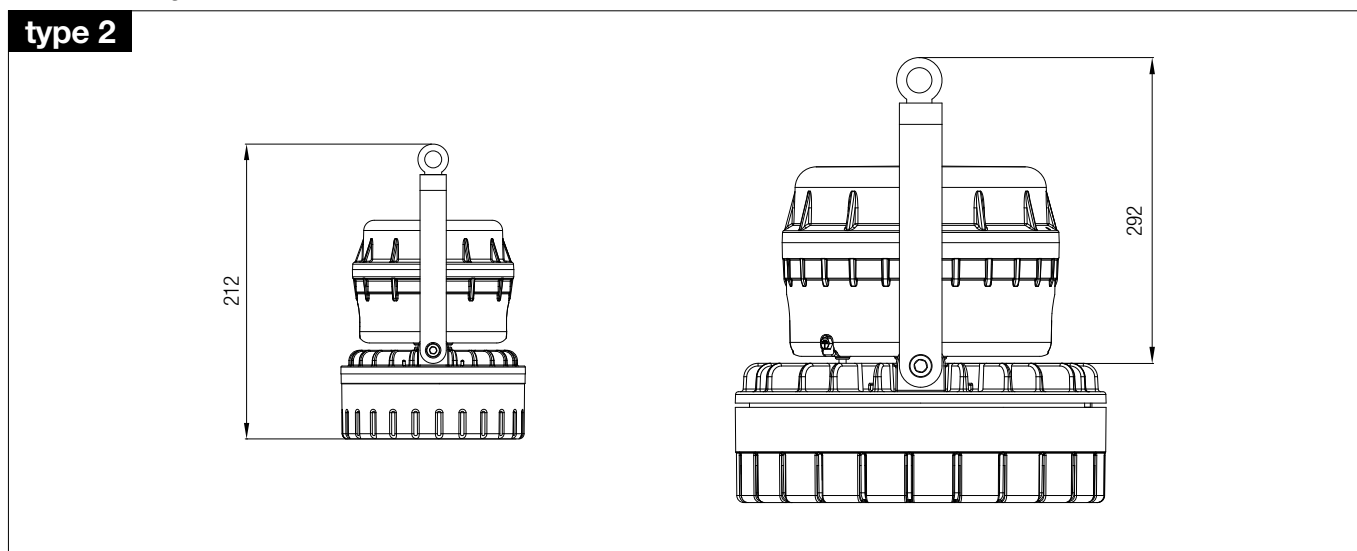
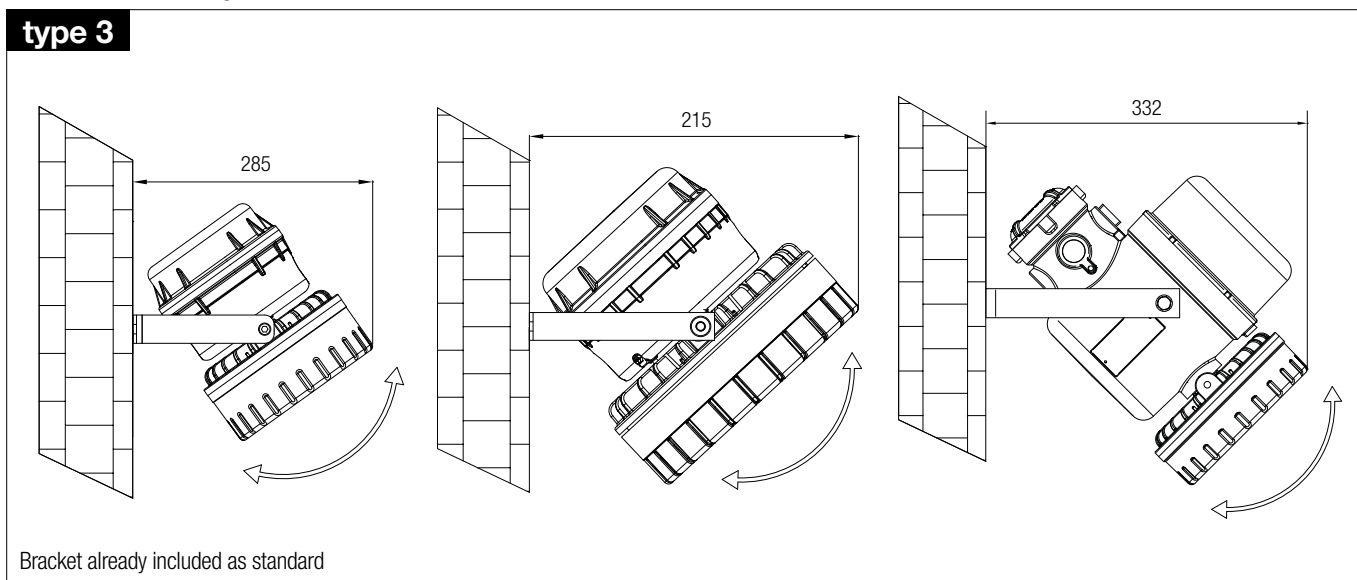
EMERGENCY LED LIGHTING FIXTURES - POWER SUPPLY 220-240 VAC 50/60 HZ								
CODE	LAMP TYPE	TEMPERATURE CLASS (GAS)	TEMPERATURE CLASS (DUSTS)	NUMBER OF LED	NOMINAL OUTPUT (lm)	POWER [W]	EMERGENCY UNIT	
EVAC201LPE#00400	POWER LED	T5 / T4	T85°C / T105°C	4	2120	32W	autonomy: 180min	

Technical features

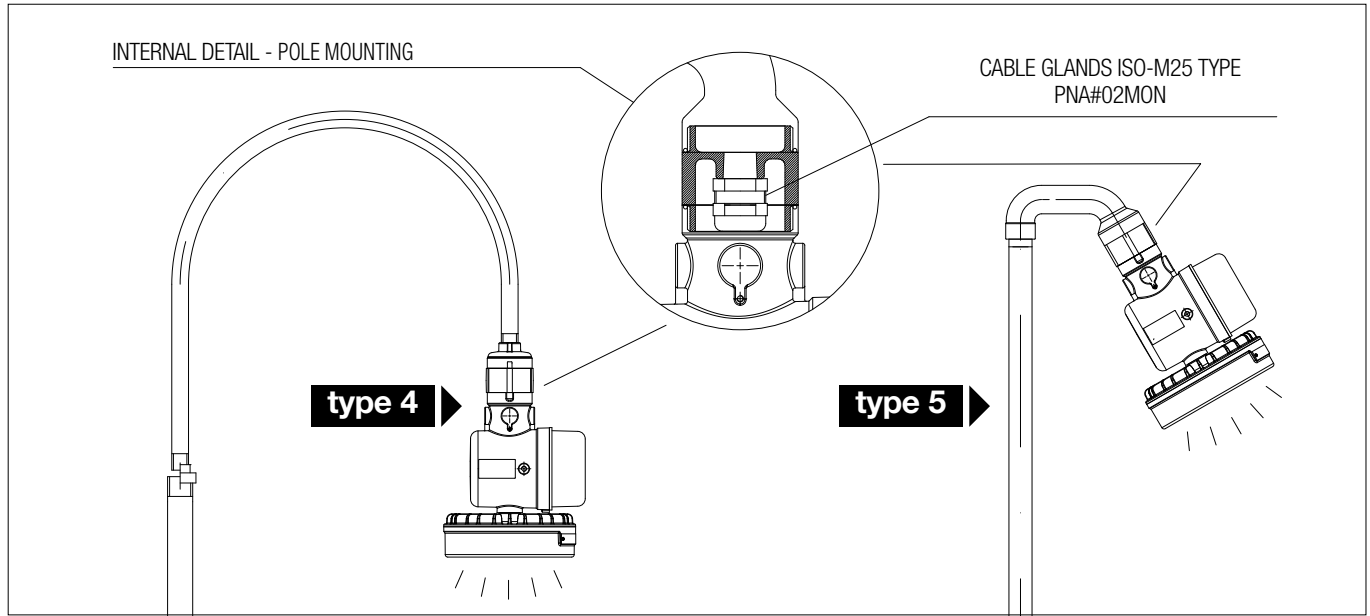
CODE	A [mm]	B [mm]	ØC [mm]	D [mm]	WEIGHT [Kg]	CABLE ENTRY	DETAIL
EVAC201LP-C1760	376	227	176	238	4,50	1 x 1"	C1
EVAC201L-C1760	195	181				2 x 3/4"	A
EVAC201LP-C2760	376	227	176	238	4,50	1 x 1"	C1
EVAC201L-C2760	195	181				2 x 3/4"	A
EVAC201LPE#00400	322	227	176	338	6,50	2 x 3/4"	D
EVAC501LP-C3760	385	227	261	270	7,80	1 x 1"	C2
EVAC501L-C3760	225	261				2 x 3/4"	B
EVAC501L-C4760	225	261	261	270	7,80	2 x 3/4"	B

Reference details

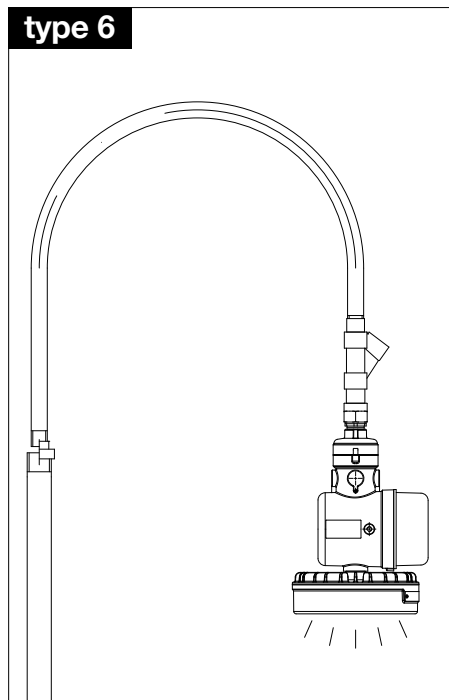


Ceiling mounting**type 1****Pendant mounting****type 2****Wall/structure mounting****type 3**

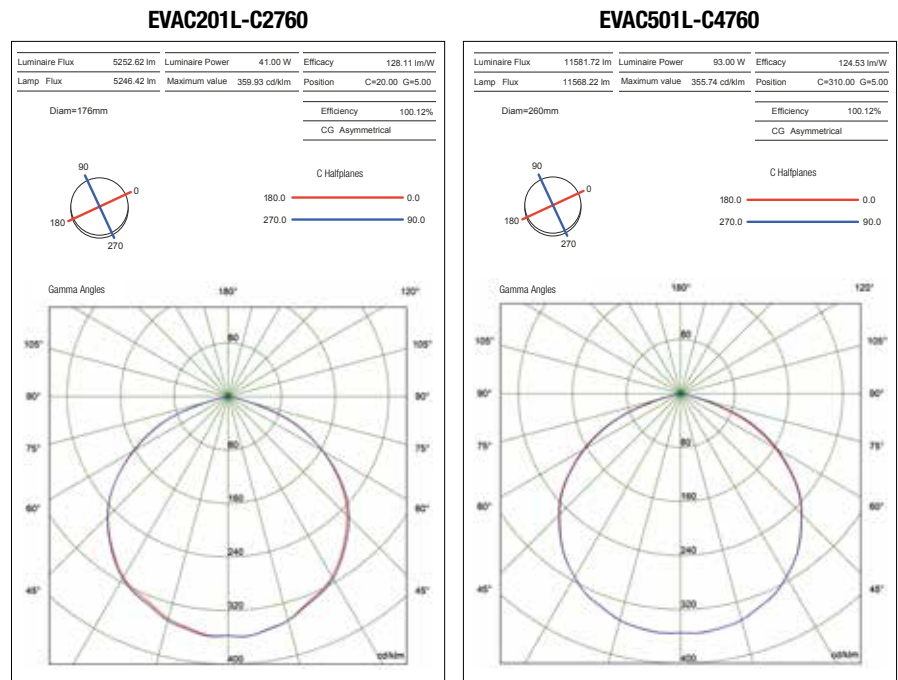
Pole Mounting – Without add sealing fitting



Pole Mounting – With add sealing fitting



EVAC-LED Polar diagrams – photometric data



EVAC-LED On request accessories

CODE	DESCRIPTION	INSTALLATION	MATERIAL
KITFL#06000*	CEILING MOUNTING KIT C/W HARDWARE	TYPE 1	STAINLESS STEEL
KITFL#02000*	PENDANT MOUNTING KIT C/W HARDARE AND EYE-BOLTS	TYPE 2	GALVANIZED STEEL
KITFL#40000*	45° WALL/STRUCTURE MOUNTING KIT C/W HARDWARE	TYPE 3	STAINLESS STEEL
KITFL#12000**	POLE MOUNTING KIT - WITHOUT SEALING FITTINGS	TYPE 4	ALUMINIUM
KITFL#13000**	25° POLE MOUNTING KIT WITH BRACKET - WITHOUT SEALING FITTINGS	TYPE 5	ALUMINIUM
KITFL#14000**	POLE MOUNTING KIT - WITH SEALING FITTINGS (EYS2 + NP2 + RMF2)	TYPE 6	ALUMINIUM

* suitable for all lighting fixtures shown on reference details

** only for lighting fixtures shown on reference details C1 - C2 (EVAC..LP- models)

REMARK:

Due to the development of the national and international specifications and of the technology, the above technical characteristics showed on this bulletin can be considered as binding on our confirmation only.